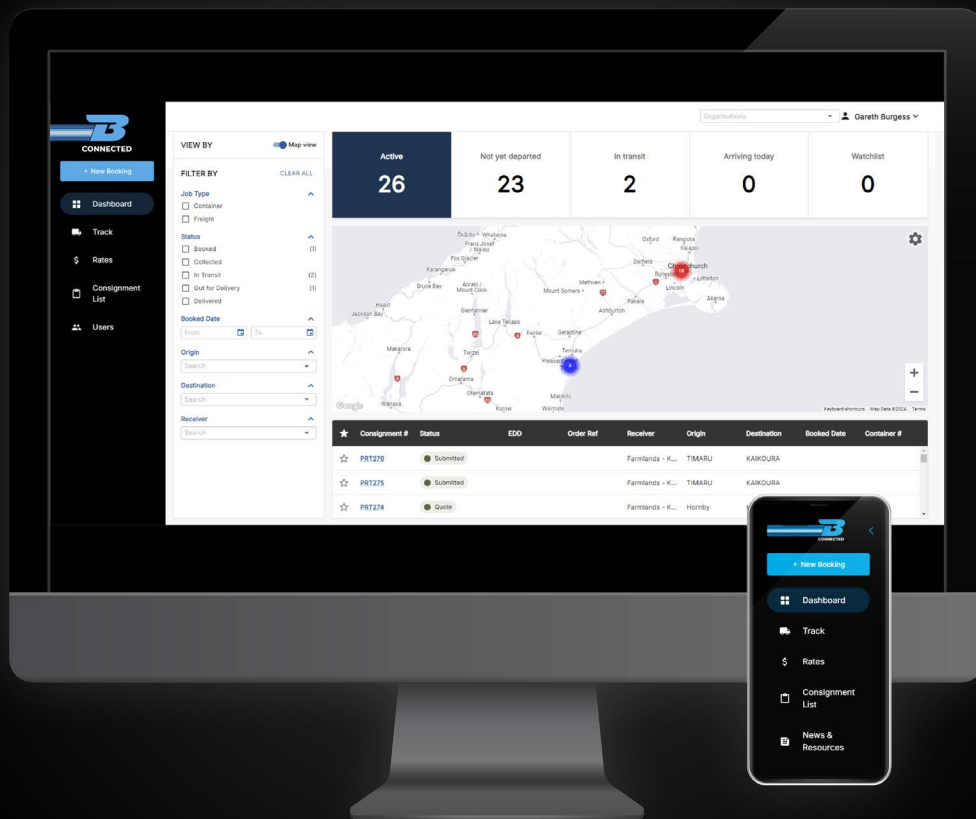




CONNECTED

HOW TO GUIDE: Track a freight job using public track and trace

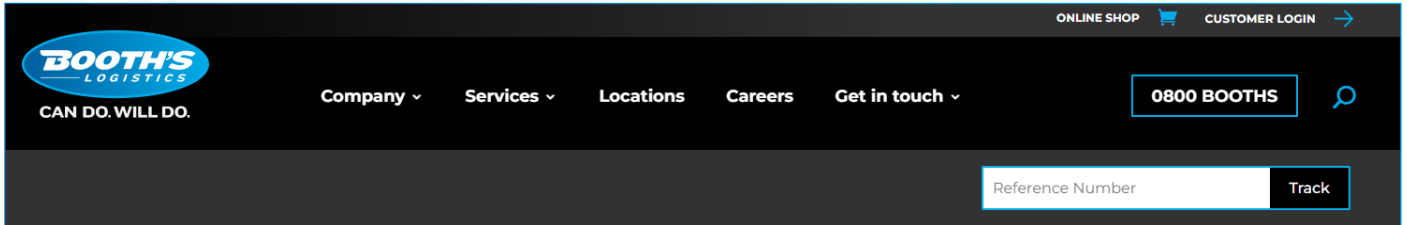


CAN DO. WILL DO.

booths.co.nz

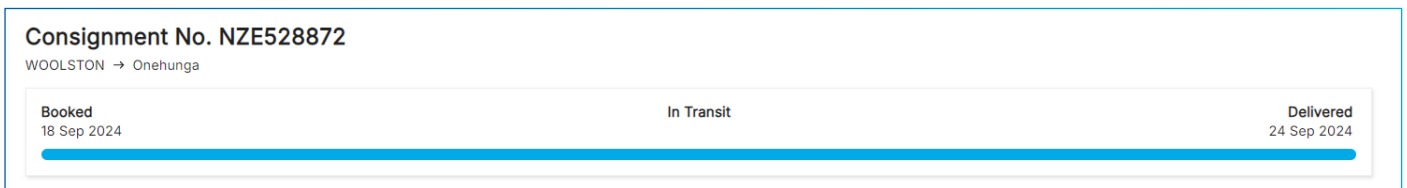
TRACK A FREIGHT JOB USING PUBLIC TRACK AND TRACE

On the Booth's Logistics website you are able to track your order quickly and easily. In the top header menu find the 'Track' search box and enter your consignment number, pick-up reference, order reference or delivery reference.

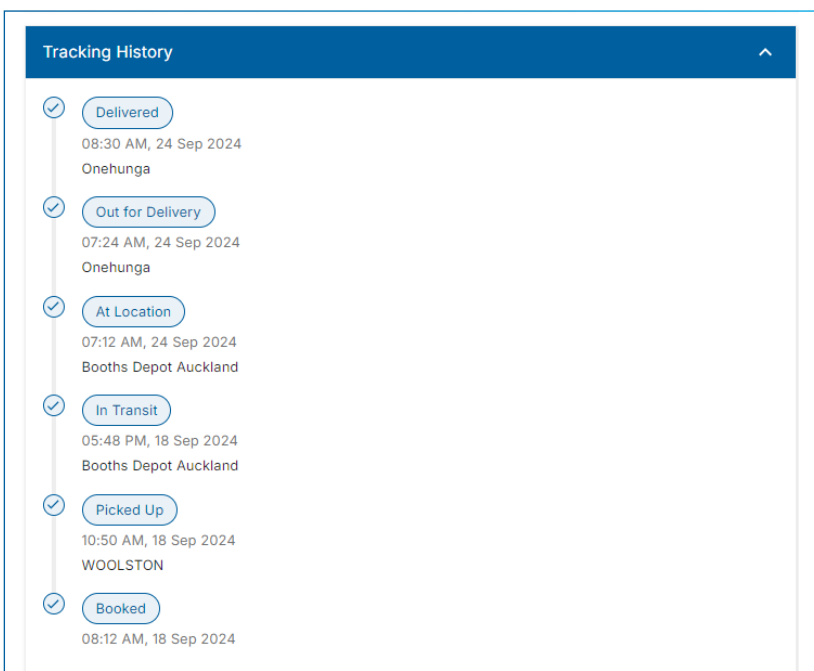


From here a list of all orders related to your reference number will be shown. Select the consignment that relates to your search and click the hyperlink.

The blue line shows a quick visual representation of your freight's journey. If your job has been booked and not yet collected, the blue line will be at the beginning. Anywhere in transit from depots or on its way across the Cook Strait will show as In Transit. Estimated delivery will be fully blue when it reaches delivered.



Your Tracking History will guide you on where your order is at any given time of the delivery journey. The various status updates provide you with an accurate update of what stage your consignment is at and where your freight is located throughout our nationwide depots.



The Shipping and Consignment Details show the basic details of your order including weight, volume, origin, and destination.

Shipment Details

Origin	Destination
WOOLSTON	Onehunga
Required Pickup	
18 September 2024	

Consignment Details

Weight	92 kg
Volume	0.48 m ³
Quantity	1
Container Type	N/A

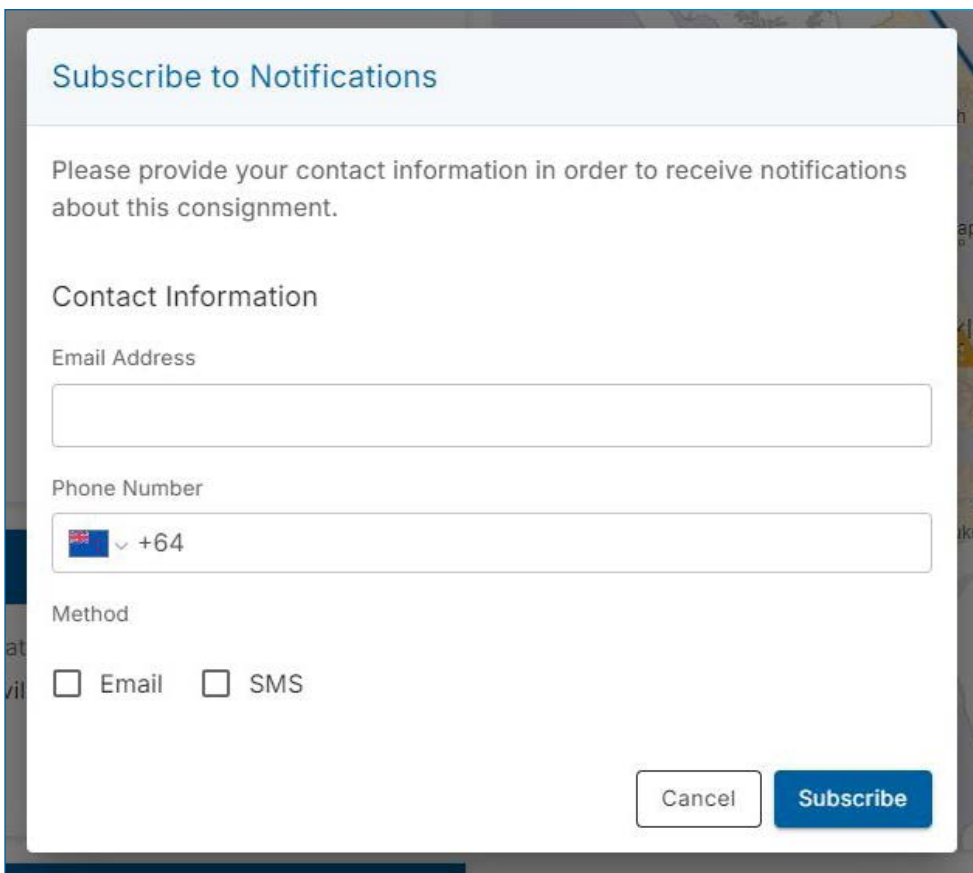
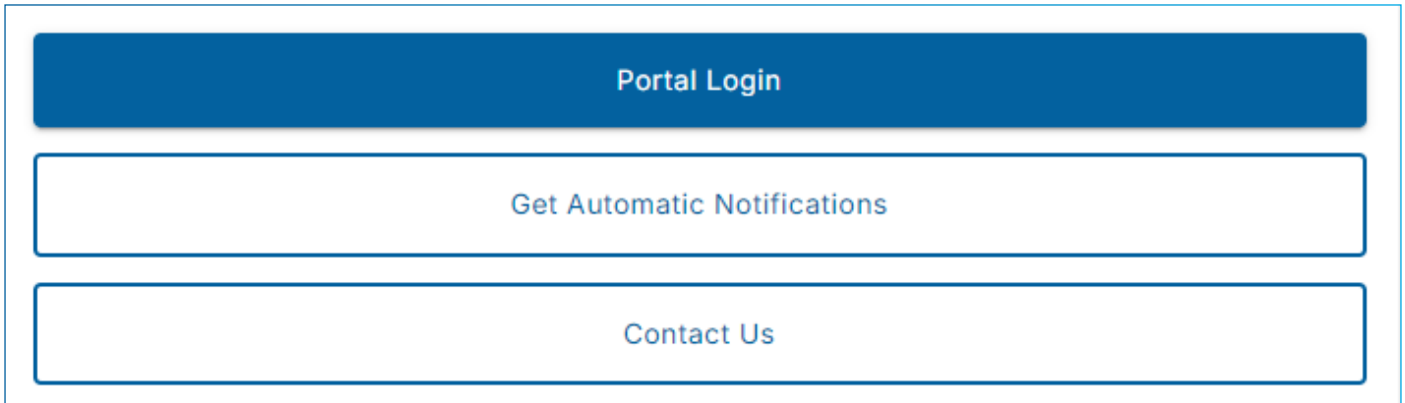
The map will show where your goods are located throughout their journey around the country. A solid line represents movements that have been completed. Dotted lines show movements that are in transit.



The Portal Login button will direct you to our Customer Portal login page. This feature is only accessible to Booth's customers.

GET AUTOMATIC NOTIFICATIONS: Receivers and senders can subscribe to automated notifications to update them on events and statuses as freight travels through the Booth's network.

The Contact Us button will direct you to our contact page within the Booth's Logistics website. From there you can see whom best to contact.



The image shows a "Subscribe to Notifications" form. At the top, the title "Subscribe to Notifications" is in blue. Below it, a message says "Please provide your contact information in order to receive notifications about this consignment." The form is titled "Contact Information" and contains three fields: "Email Address" with a text input box, "Phone Number" with a dropdown menu showing a New Zealand flag and "+64" followed by a text input box, and "Method" with two checkboxes: "Email" and "SMS". At the bottom right, there are two buttons: "Cancel" and "Subscribe".



CAN DO. WILL DO.